

INDICATORS OF ARTISTIC CREATIVE GROWTH AND DEVELOPMENT OF AESTHETIC SENSE OF CHILDREN

Raxmatova Ikbolxon Inomjonovna

Teacher of Termez State Pedagogical Institute

Cho'tboyeva Mohinabonu Abduhamidovna

student of Termez State Pedagogical Institute

Annotation: In this article, the development of aesthetic sense in children, the use of psychological elements in teaching drawing, the issues of developing thinking, distinguishing the size, color, shape, and location of each object in space, the issues related to the deeper perception of the color, rhythm, and proportion of objects in the development of aesthetic sense, and the indicators of children's artistic and creative growth, children's thinking operations (analysis, synthesis, comparison and generalization) are covered.

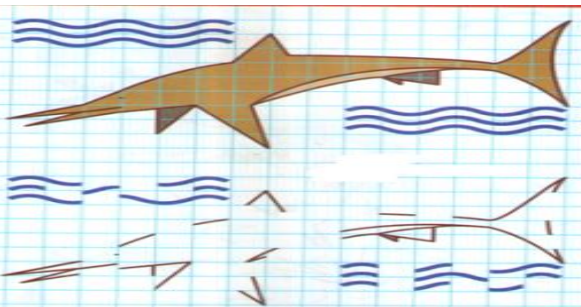



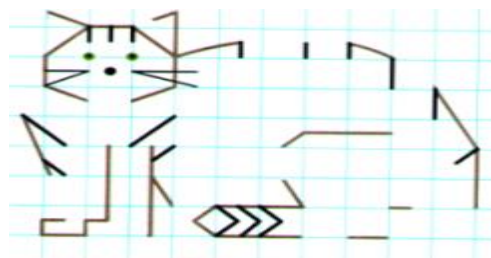

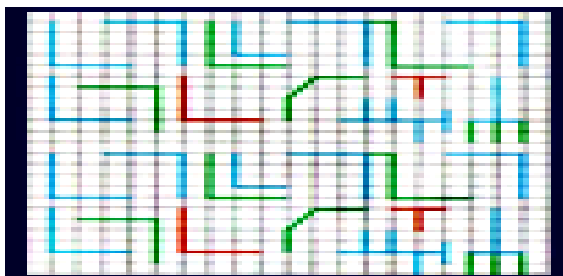


Keywords: pedagogical, psychological, physiological, aesthetic, emotional, sensitivity, imagination, combination, creative, images, excursion, composite culture, spatial thinking, fantasy.

INTRODUCTION

It is one of the tools for children. It is known from pedagogical, psychological and physiological studies that the main part of children's outlook is formed in their pre-school age. Therefore, the level of preparation of a child for school education is, in a certain sense, a guarantee of the upbringing of a well-rounded individual. The development of aesthetic sense in children develops an aesthetic assessment of the object and some of its qualities. It educates them to understand works of visual art, to feel and relate to them. Visual arts play an important role in children's artistic and creative growth.

It is known that painting is an activity that encourages children to work tirelessly to achieve their goals. Visual activity is the main means of providing aesthetic education to children. Distinguishing the size, color, shape, and location of each object in space are parts of this aesthetic sense. The development of aesthetic sense in children is related to a deeper perception of color, rhythm, and proportion. If a child perceives color, shape, and its variety, he will enjoy and enjoy the diversity of the mixture of colors. In order to draw or make an object, it is necessary to get acquainted with it in advance or observe it, to know its shape, size, location of parts, and color. Seeing, feeling, and hand movements are not involved in this process. In the process of observing and considering objects and events, children divide the object into large and small groups, change its shape, describe its color in different ways. Also, in the process of visual activity, children get acquainted with various materials (paper, chalk, paints),

their characteristics, the technique of working with them, which causes children to grow mentally. In the process of visual activity, it allows children to develop reasoning operations (analysis, synthesis, comparison, generalization), which in turn leads to children's rational growth. Children's speech develops during this process.





Artistic and creative growth of the child.

You can find out what is bothering your child by his drawings. We explain it as follows:

1. Ask the child to draw a picture by handing him a pencil and paper. If the picture is small, the child does not believe in himself. If it is big enough to fit on the paper, this is a sign of his masculinity. If people draw a picture of a person with a round belly, smiling with an open mouth, then he is a happy child. If a bird in the picture shows that an animal or a person is not standing on the ground, it means that the child lacks self-confidence. He is wrapped in his shell. If the people in the picture are facing sideways or drawn from the back, there is something wrong with the child.

2. Ask the child to draw a picture of me with a smile. If he draws you smiling, using free colors, then you are a gentle person. If you do not draw your ears, you will not hear the child. If you smile, draw your teeth, or draw your hair while smiling, you are a person who often shouts.

3. Watch the child draw a family picture. The person who draws the first person pays more attention to him and is valuable to him. Another thing is that if family members are holding hands, then the family will live together. Even if the father and mother are drawn separately and the children are drawn separately, or the father and others are drawn together, the parents in this family are careless and busy with themselves. Children are demanding your attention if they picture you working, cleaning or eating.

4. Colors and their selection. If the child uses bright colors, the child may be stressed.

5. If he draws monsters or scary pictures, it means that your child is afraid at night or something scares him. Have the child draw often. Give him 20 minutes and he will feel happy. Because children often feel that I am useless. Don't let it happen.

Average indicators of the child's drawing movements in relation to his age.

According to scientists, drawing is very important for a child. According to pediatricians, a healthy child is a child who plays well, speaks well and draws well. Like language and play, painting is a tool that reveals the inner world of a child. Therefore, it is necessary to create an opportunity for the child to draw so that he can express his inner experiences and feelings. (3:9)

By drawing, the child can express his happiness and sadness, his fears and fantasies, and his attitude to the environment. According to psychologists, there is no child who does not draw, if the child does not want to draw, then there is a certain psychological stress. What a child draws depends on his age. Below are the average indicators of the child's drawing movements in relation to his age. Of course, it is possible to deviate from this in one way or another:

12-18 months - all kinds of incomprehensible lines, circle-like shapes and meaningless zigzags; 2 years - vertical lines; 2.5 years - horizontal lines, spiral; 3 years - circle, sun; 3.5 years - first person, cross; 4 years old - a square, the child tries to draw familiar things; 5 years old - geometric shapes, like a person wearing clothes; 6 years old - animals and people in motion, household appliances, kindergarten.

Experts divide the period of drawing in a child into 5 main stages:

- Up to 2 years old - jagged letter. This stage begins when the child can hold a pencil (around 1 year old). He observes that the child is drawing, his hands are glued to the paper. Later, his hand loosens and he starts to move more freely.
- From 2 to 3 years old - inventing. The child unknowingly draws something, compares it with objects in the environment and names his pictures.
- From 3 to 4 years old - new activities. The child begins to describe the object he knows without actually thinking about it.
- From 4 to 10 years old - imaginative drawing. The child draws the object not as he sees it, but as he knows about it. That is, if he draws a house, he describes not only the house building that he sees, but also the house with the people and things inside it.
- After 10 years - the truth. At this stage, the child's drawing is equal to the drawing of adults. In it, he begins to depict objects and people with colors and shapes in reality, using colors based on a certain rule. (1:7)

Do children have a strong ability to draw, will a strong artist emerge from it? Experts say that, unfortunately, it is impossible to judge a child's drawing ability by looking at his drawings, because, firstly, the child's drawing is greatly influenced by the views of adults, which means that he does not express his views; secondly, the child's drawings can be evaluated only from the point of view of psychology; thirdly, when drawing, the child does not want to create something amazing, he just expresses his inner feelings. But in life there are exceptions to this rule, and our child can be a little Do Vinci, but this is a very rare case.

It is known that colors are a means of influencing the human psyche. In this regard, we will pay attention to the main characteristics of colors. For centuries, scientists have been conducting very blind scientific research about colors. Alisher Navoi, Abu Rayhan Beruni, Abu Ali ibn Sina, Komoliddin Behzad, Firdasi, Babur, world-famous scholars have written many works about the types and meanings of colors, their effects on human health, etc. In the East, nobles, poets, painters, painters, and calligraphers

were able to distinguish more than a hundred types of colors and knew their names and even the symbolic meaning of each color. Let's get acquainted with some examples of them that have reached us: cabbage, purple, brown, blue, saffron, emerald, orange, white, pistachio, pink, yellow, saffron, turquoise, gray, black, red, orange, gold, blue, fire, novvotrang, sabzirng, ink, nargol, antimony, gilt and others.

Spectrum colors. Red, yellow, yellow, green, orange, blue and violet colors form the spectrum. The colors of the spectrum are always arranged in the order shown. The range of colors is usually divided into two parts: warm and cold colors.

Warm colors include: Red, yellow, golden color. These are the colors that show warmth in nature, similar to the sun and fire. Cool colors include: Blue, orange, green, blue-violet, blue-green and their mixtures. Cold colors are like cold things in our imagination; like ice, snow, water, moonlight, etc.

The main characteristics of color: hue, lightness and saturation. Each color has its main characteristics; hue, saturation and lightness. In addition, to know the important classifications of light-darkness and contrast of color, to get acquainted with the concept of local-original color of objects and to feel some spatial characteristics of colors.

The color of the color. In our minds, color corresponds to the color of familiar objects. Many of the names of colors are taken directly from the characteristic colors of objects on the table, such as beige, navy, emerald, chocolate, coral, raspberry, cherry, cream and hakazos. The symbol representing the name of colors, that is, the basis for calling one of them red, the second blue, and the third yellow, is called a hue. Color saturation. Color saturation means the lightness*darkness level of gray, the difference equal to the color. Artistic perception of the picture. The works of artists O. Tansikboyev, R. Ahmedov, R. Khudoyberganov, B. Boboyev are of great importance in forming the artistic perception of the picture through the works of fine art.

CONCLUSION

In conclusion, the use of pictorial and logical material blocks, which we have shown as an example, in the visual activity classes in preschool educational organizations develops the visual skills, creative ability, passion for drawing, fine motor skills of hands, logical thinking and imagination of preschool children. It serves to awaken feelings of love for the environment in children, to develop imaginations related to early mathematics, visual construction, invention, engineering, and design, and to increase accuracy. The main thing is that it prepares children for school education (writing, drawing, learning).

REFERENCES

1. M.D. Shavkatovna "Pedagogy before school" Bukhara 2021
2. Karimov M., Ikromova M., Physical development of children through dance elements. T., "IZ", 2008. p. 304.

3. Сакулина Н.П. Рисунок, аппликация, работа с глиной в детском саду. М.: Просвещение, 1993.
4. Джалалова Д.Х. Основные тенденции развития современной японской школы. Автореферат дис.к.п.н. 2004.
5. COMPETENSE APPROACH IN THE MODERN EDUCATION SYSTEM TM, Rakhmatova I. Образование и наука в XXI веке (А3-20211130-420)
6. Причины, повышающие творческие способности студентов на занятиях по созданию портрета. И. Рахматова - Учёный XXI века, 2016
7. Место и значение игры в процессе художественного воспитания. И. Рахматова - Ученый XXI века, 2016
8. EDUCATING PRESCHOOL CHILDREN IN THE SPIRIT OF NATIONAL TRADITIONS. «Лучший молодой ученый-2021 г.Нур-Султан.. Казахстан.2021.5-7 ст. I.Rakhmatova,S.Sattorova
9. CREATIVE OPPORTUNITIES TO TEACH CHILDREN THE ART OF DRAWING WITH THE HELP OF NON-TRADITIONAL OBJECTS AND TECHNIQUES IN THE FIELD OF ART. Journal of Ethics and Diversity in International Communication/Volume:1 Issue: 1.,19-22 p. I.Rakhmatova
10. Practical Application of Prospekt Rules in Drawing. /Eastern European Scientific Journal Dusseldorf-Germany/AURIS.2018. 82-86 page. Valiyev A.N, I.Raxmatova
11. O' quvchilarda ijodiy fikrlashni rivojlantirishda loyihalash masalalarining o'rni. Xalq ta'limi jurnali. Toshkent 2019. Valiyev A.N, I.Raxmatova
12. CREATIVE OPPORTUNITIES TO TEACH CHILDREN THE ART OF DRAWING WITH THE HELP OF NONTRADITIONAL OBJECTS AND TECHNIQUES IN THE FIELD OF ART FOR ITS ORGANIZATION. Journal of Ethics and Diversity in International Communication.Volume:1.Issue.1. I.Rakhmatova,S.Sattorova
13. THE GREAT SILK ROAD.CULTURAL LIFE. Issue: Researchjet journal of Analysis and Inventions.Volume:1February.2021.Page 1-4. I.Rakhmatova
14. PUCULIARITIES OF THE VISUAL ACTIVITIES OF PRESCHOOL CHILDREN. "Polish Science journal".PL.1921621.Warsaw*Poland.WYDAWNICTWO NAUKOME "ISCIENCE".2020.Page 162-164. I.Rakhmatova
15. LEVELS AND OPPORTUNITIES FOR THE DEVELOPMENT OF PERSONAL AND CREATIVE COMPETENCES IN STUDENTS. PEDAGOGS.international research journal.VOLUME:7 ISSUE-1. SJIF: 4.995..2022.59-64 bet.. . I.Rakhmatova. G.Radjabova.
16. INTERACTIV GAMES IN THE PROCESS OF THE TEACHING ENGLISH IN EDUCATIONAL INSTITUTIONS. Journal of new century innovations. AREAS.VOLUME:2..202270-73p. I.Rakhmatova. Begimova.M

17. FINE ACTIVITIES ARE THE MAIN TOOL OF AESTHETIC EDUCATION OF CHILDREN AND THE RELATIONSHIP WITH OTHER ACTIVITIES. “World scientific research journal” international interdisciplinary research journal. VOLUME:2.ISSUE-1.2022.25-28p. I.Rakhmatova.,G.Tursoatova.

18. EDUCATIONAL GAMES AND THEIR IMPORTANCE IN THE ORGANIZATION OF PRESCHOOL EDUCATION. ОБРАЗОВАНИЕ И НАУКА В XXI ВЕКЕ. ISSN 2658-7998. Выпуск № 20. Том 4..2021. I.Rakhmatova, G.Tursoatova.